

GENERAL INFORMATION INDEX

PAGE	DATE	SERIES	DESCRIPTION
GEN-2	06/11/08	–	Reference Publications
GEN-3	04/16/96	–	Contacts for Standards
GEN-4	04/16/96	–	Metric Equivalent Chart (1 of 2)
GEN-5	04/16/96	–	Metric Equivalent Chart (2 of 2)
GEN-6	04/16/96	–	Selected Rules for Communicating in the SI Metric System
GEN-7	04/16/96	–	Surface Roughness Conversion
GEN-8	06/11/08	–	Component Identification, Page Formatting, Logsheet, Safety Color Paint Specifications

PUBLICATIONS FOR DRAFTING AND COMPONENT STANDARDS

- Metric Dimensioning and Tolerances – ANSI Y14.5 1988
- Drafting Practices – ANSI Y14.5M-1982 (Reaffirmed 1988)
- Metric Limits and Fits – ANSI B4.2 1978
- Units and Metric/U.S. Customary Conversion – NAAMS, Pages GEN-4, 5, 6 and 7
- DIN 74 Form K SCR.: C' BORE
- Dowels – ISO-8735 1987
- Preferred Numbers – ISO 497 1973 R'10 Series
- Letter and Geometric Symbol References – ANSI Y10, Y32 Series
- Single Rod Cylinders – ISO 6431, ISO 3320 1992
- Cylinder Rod Envelope and Mounting Specifications – VDMA 24 562 1992
- Cylinder Rod Thread Specifications – DIN ISO 4395 1985

CONTACTS FOR STANDARDS

Copies of referenced standards are available from the following sources:

ANSI

American National Standards Institute
11 West 42nd Street
New York, NY 10036

Phone: (212) 642-4900

FAX: (212) 302-1286

ISO

Global Engineering Documents
7730 Carondelet Avenue
Suite 407
St. Louis, MO 63105

Phone: 1-800-854-7179

FAX: (314) 726-6418

DIN

DIN
Kamekester. 8
D-50672 Koln, Germany
Attn.: Mr Claus Schiefer

Phone: 011-49-221-571-3406

FAX: 001-49-221-571-3414

VDMA

VDMA
P.O. Box 710864
D-60498 Frankfurt, Germany
Attn.: Mr Brodmann

Phone: 011-49-69-660-3252

FAX: 001-49-69-660-3816

METRIC EQUIVALENT CHART (1 OF 2)

METRIC/U.S. CUSTOMARY UNIT EQUIVALENTS

Multiply: by: to get: | Multiply: by: to get:

LINEAR

inches	X 25.40	= millimetres (mm)	X 0.03937	= inches
feet	X 0.3048	= metres (m)	X 3.281	= feet
yards	X 0.9144	= metres (m)	X 1.0936	= yards
miles	X 1.6093	= kilometres (km)	X 0.6214	= miles
inches	X 2.540	= centimetres (cm)	X 0.3937	= inches
microinches	X 0.0254	= micrometres (µm)	X 39.37	= microinches

AREA

inches ²	X 645.16	= millimetres ² (mm ²)	X 0.00155	= inches ²
inches ²	X 6.452	= centimetres ² (cm ²)	X 0.155	= inches ²
feet ²	X 0.0929	= metres ² (m ²)	X 10.764	= feet ²
yards ²	X 0.8361	= metres ² (m ²)	X 1.196	= yards ²
acres	X 0.4047	= hectares (10 ⁴ m ²) or (ha)	X 2.471	= acres
miles ²	X 2.590	= kilometres ² (km ²)	X 0.3861	= miles ²

VOLUME

inches ³	X 16387	= millimetres ³ (mm ³)	X 0.000061	= inches ³
inches ³	X 16.387	= centimetres ³ (cm ³)	X 0.06102	= inches ³
inches ³	X 0.01639	= litres (L)	X 61.024	= inches ³
quarts	X 0.94635	= litres (L)	X 1.0567	= quarts
gallons	X 3.7854	= litres (L)	X 0.2642	= gallons
feet ³	X 28.317	= litres (L)	X 0.03531	= feet ³
feet ³	X 0.02832	= metres ³ (m ³)	X 35.315	= feet ³
fluid oz	X 29.57	= millilitres (mL)	X 0.03381	= fluid oz
yards ³	X 0.7646	= metres ³ (m ³)	X 1.3080	= yards ³
teaspoons	X 4.929	= millilitres (mL)	X 0.2029	= teaspoons
cups	X 0.2366	= litres (L)	X 4.227	= cups

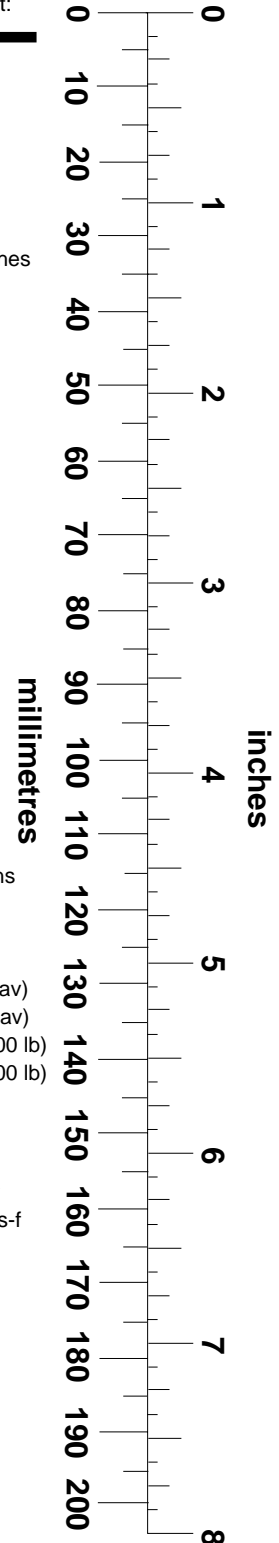
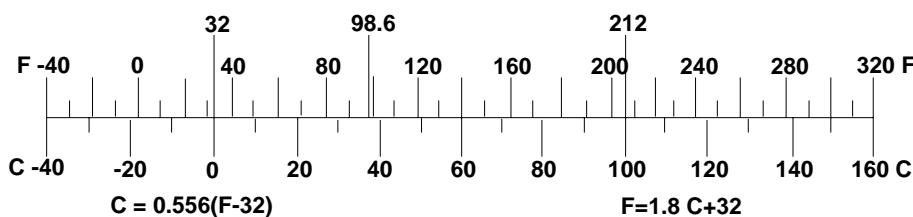
MASS

ounces (av)	X 28.35	= grams (g)	X 0.03527	= ounces (av)
pounds (av)	X 0.4536	= kilograms (kg)	X 2.2046	= pounds (av)
tons (2000 lb)	X 907.18	= kilograms (kg)	X 0.001102	= tons (2000 lb)
tons (2000 lb)	X 0.90718	= metric tons (t)	X 1.1023	= tons (2000 lb)

FORCE

ounces-f	X 0.278	= newtons (N)	X 3.597	= ounces-f
pounds-f	X 4.448	= newtons (N)	X 0.2248	= pounds-f
kilograms-f	X 9.807	= newtons (N)	X 0.10197	= kilograms-f

TEMPERATURE



METRIC EQUIVALENT CHART (2 OF 2)

METRIC/U.S. CUSTOMARY UNIT EQUIVALENTS

Multiply: _____ by: _____ to get: _____ | Multiply _____ by: _____ to get: _____

ACCELERATION

(Standard gravity = 9.807 m/s²)

feet/sec ²	X 0.3048	=metres/sec ² (m/s ²)	X 3.281	= feet/sec ²
inches/sec ²	X 0.0254	=metres/sec ² (m/s ²)	X 39.37	= inches/sec ²

ENERGY OR WORK

(watt-second = joule = newton-metre)

foot-pounds	X 1.3558	= joules (J)	X 0.7376	= foot-pounds
pounds calories (heat)	X 4.187	= joules (J)	X 0.2388	= calories
(int'l) Btu (int'l)	X 1055	= joules (J)	X 0.000948	= Btu (int'l)
watt-hours	X 3600	= joules (J)	X 0.0002778	= watt-hours
hours kilowatt-hours	X 3.600	= megajoules (MJ)	X 0.2778	= kilowatt-hours

PRESSURE OR STRESS

(newton/sq metre = pascal)

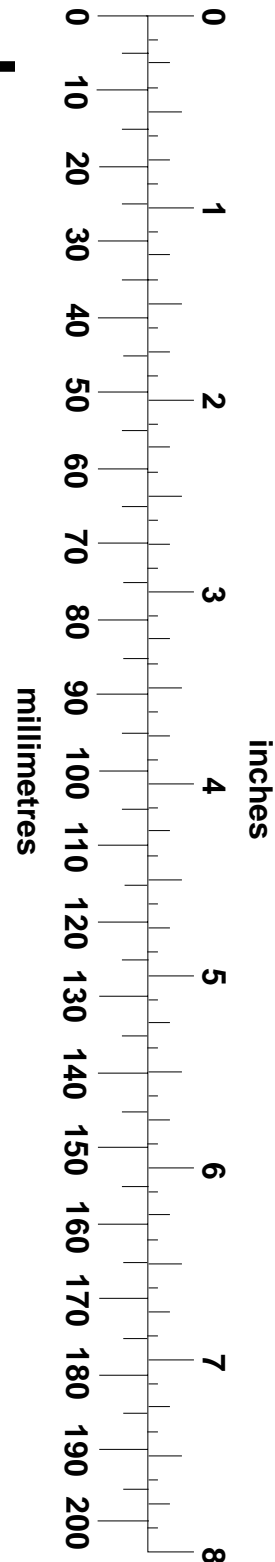
inches Hg(60°F)	X 3.377	= kilopascals (kPa)	X 0.2961	= inches Hg
pounds/sq in sq in	X 6.895	= kilopascals (kPa)	X 0.145	= pounds/sq in
pounds/sq in sq in	X .06895	= Bars	X 14.504	= pounds/sq in
inches H ₂ O(60°F)	X 0.2488	= kilopascals (kPa)	X 4.0193	= inches H ₂ O
H ₂ O bārs	X 100	= kilopascals (kPa)	X 0.01	= bārs
pounds/sq ft sq ft	X 47.88	= pascals (Pa)	X 0.02088	= pounds/sq ft
kgf/cm ²	X 98.07	= kilopascals (kPa)	X 0.010197	= kgf/cm ²

POWER

horsepower	X 0.746	= kilowatts (kW)	X 1.34	= horsepower
power ft-lbf/min	X 0.0226	= watts (W)	X 44.25	= ft-lbf/min

TORQUE

pound-inches	X 0.11298	= newton-metres (Nm)	X 8.851	= pound-inches
inches pound-feet	X 1.3558	= newton-metres (Nm)	X 0.7376	= inch-pounds
foot kgf-cm	X 0.09807	= newton-metres (Nm)	X 10.197	= kgf-cm
kgf-m	X 9.807	= newton-metres (Nm)	X 0.10197	= kgf-m



SELECTED RULES FOR COMMUNICATING IN THE SI METRIC SYSTEM

Examples:

APPLICATION OF PREFIXES

1. Approved prefixes (instead of powers of ten) should be used to indicate orders of magnitude.
2. Prefixes must be combined with units and not used alone
3. Avoid using multiple prefixes.
4. Avoid mixing prefixes within a text of drawing.
5. Choose prefixes representing steps of 1000.
6. Choose prefixes giving numerical values of 0.1 through 1000.

	CORRECT	INCORRECT
	12.3 km	12.3x10 ³ m
	kilogram	kilo
	pF	μμF
10mm	1000 mm <input type="text"/>	10mm <input type="text"/>
	mN,N,kN	
	3.94 mm	0.003 94 m

PUNCTUATION

1. The decimal sign is the dot on the line.
2. Periods should not be used after symbols for SI units except at the end of a sentence.
3. Separate symbols from numerical values by a space

25.26	25,26 or 25 26
ms	m.s or ms.
21 m	21m

SPELLING AND CAPITALIZATION

1. Names of SI units and prefixes are not capitalized except at the beginning of a sentence.
(Exceptions: See items 2 and 3 below.)
2. Symbols for SI units derived from proper names have the first letter capitalized; symbols for other units are lower case
(Except L for litre).
3. Symbols for prefixes are not capitalized except for T, G and M.
4. Symbols for units and prefixes are always written in singular form.
5. Place the symbol for a prefix immediately before the unit which it modifies.
6. Avoid hand-drawn Greek letters (Ω , μ , etc.); Spell out words where possible.

metre	Metre
kilo-----	Kilo-----
Pa, J	pa, j
cd	Cd
m (for milli)	
M (for mega)	
10 metres=10 m	10 metres=10 ms
km	k m
microsecond for μs	
ohm for Ω	

OTHER USAGE CONVENTIONS

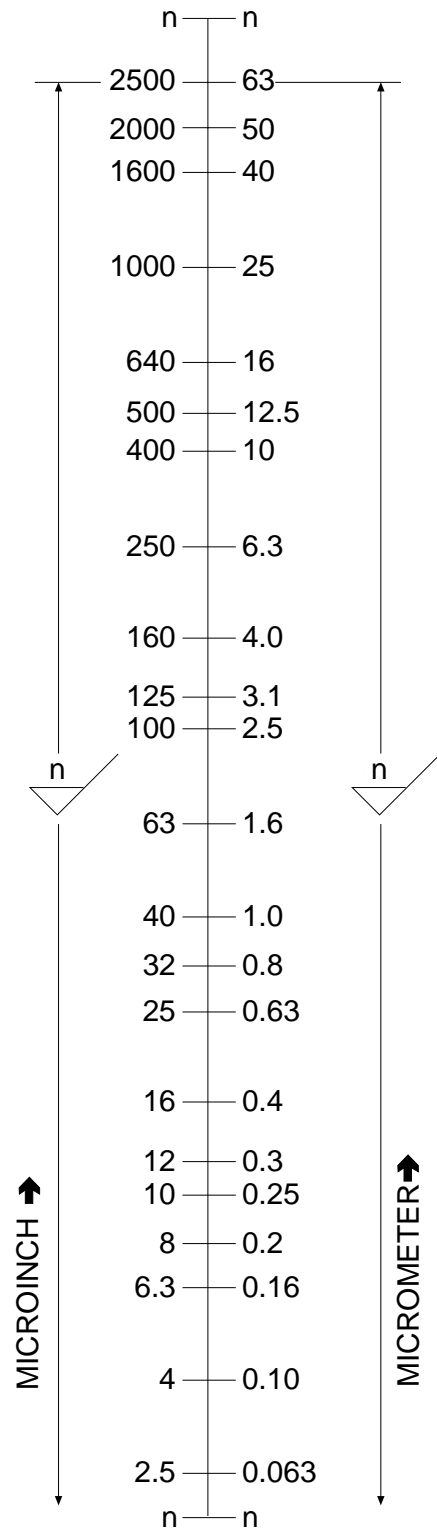
1. Express metric figures with one digit on either side of the decimal point.
 - a. For whole numbers, where a decimal is used it should be followed by a zero.
 - b. When the value is less than unity, the decimal should be preceded by a zero.
2. Numbers having four or more digits should be placed in groups of three separated by a space; do not use commas (some countries use a comma for the decimal point).
For four digits, the space is optional.
3. Avoid mixing customary units and SI units.
4. When expressing compound units in symbolic form, use nothing between the units or a raised dot to indicate the product.
Do not use an "x".

25.0 kg or 25 kg	25. kg
0.25 kg	.25 kg
11 532	11,532
1532	1,532
kg/m ³	kg/ft ³
mkg/m*kg	m x kg

SURFACE ROUGHNESS CONVERSION

Absolute surface roughness is indefinite; therefore surface roughness, whether measured by the method of arithmetic average or by root mean squared average (RMS), will be considered equivalent.

- 1 micrometer (μm) \cong 40 microinches ($\mu\text{ in.}$)
- 1 microinch = 0.000 001 in
- 1 micrometer = 0.001mm



COMPONENT IDENTIFICATION, PAGE FORMATTING, LOGSHEET

COMPONENT IDENTIFICATION

Each part to be marked with the manufacturers identification and NAAMS code where possible.

PAGE FORMATTING

In the previous published version of these standards, odd numbered (right hand) pages were offset to the right and even numbered (left hand) pages offset to the left to allow for binding. The pages are now centered. This format allows the pages to be punched in the left margin for insertion into a ring binder. Changes since the original publication are indicated by capital letters placed in boxes in the right hand margins. The latest revision date is indicated in the title block of each page.

LOGSHEET

The logsheet allows the user to determine the latest change to any standard by referring to the date in the last column. Individual pages are accessed by clicking onto the page number in the first column. The change level (A, B, etc.) and a brief description of each change are listed in their respective columns for each page.

SAFETY COLOR PAINT SPECIFICATIONS

The following safety paint colors are in accordance with SAE\USCAR-9 paint specifications, and are the recommended colors for NAAMS components where safety paint is specified.

<u>Color</u>	<u>Munsell Number</u>
Safety Black	N 0.75
Safety Blue	2.5PB 3/10
Safety Green	7.5G 4/8
Safety Orange	3.75YR 6/14
Safety Purple	10P 5/10
Safety Red	7.5R 4/14
Safety White	N 9.5
Safety Yellow	3.75Y 8.5/12

A

B